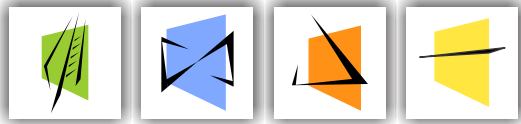


 **vetro**  
PARTIZIONE

*Creating Exclusive Spaces...*







## WHY VETRO?

Managing space is a task, but creating the right mood and building pride in the space is always a challenge. This is where we come in. vetro PARTIZIONE brings you a versatile Space Management System of Italian Design. It is a series of Demountable Partitions to serve your needs of:

- World Class Aesthetics
- Bringing your Creativity to Reality
- Unmatched Quality
- Maximum Utilization of Space
- Sustainable Green Products that are Reusable
- Economy

*There are more than 150 combinations that enable you to have exactly what you want. They come in four series:*

- |  |   |
|--|---|
|  silenzze | Double Glazed full height partitions, with Transparent or Aluminium Junctions.  |
|  infiniti | Single / Double glazed full height partitions with Aluminium Junctions.   |
|  piramyd  | Single / Double walled partitions with Pre-laminated particle boards or Glass, with Aluminium Junctions and Transoms.   |
|  lineah   | Single / Double walled partitions with Glass or Pre-laminated particle board, with Aluminium Junctions and Transoms, with long spans upto 2.4 metres in length. |



#### Acoustic Performance

Sealed and gasketted installation ensures good acoustic performance up to 50 db.

#### Modularity

Modular design ensures speedy installation / modification without affecting business.

#### Energy Saving

Reduces load on HVAC, reduction in lighting costs.

#### Sustainability

Designed for 90% reuse, can earn additional points in LEED Certification.

This is enhanced by increase in savings of energy through HVAC and Lighting.

#### Economy

Innovative partition system that offers more than 150 options, economically.

## ABOUT US

vetra PARTIZIONE is an entity that brings you Italian Designed Space Management System by:

- Designers and Technocrats having more than 35 years of experience in Materials and Systems in the manufacturing of Interior Products.
- State of Art manufacturing facility with German & Italian machines and plant.
- A highly qualified and experienced team of installers to deliver quality at your doorstep.
- A large choice of options to bring your ideas to reality and suit your budget.





s i l e n z z e



*This is your sanctuary from the noise pollution. This visually pleasing and beautiful series of partitions gives you the silence of a mother's womb. It is good enough to meditate inside. All this is possible without blocking your vision.*

### Features

Double glazed full height partitions mounted with transparent rigid or aluminium junctions.

Glass thicknesses: 12 or 10mm, in clear toughened, clear laminated, tinted or frosted finishes.

Aluminium sections in Epoxy - Polyester powder coated or anodized finish.

Colours: Standard as per Vetro chart, others are also possible under certain conditions.

### Technical Details

Acoustics Attenuation: Varies from 35 to 50 dB depending on the combination.

Height – up to 3200mm, higher heights possible with structural support.

Panel width – up to 1200mm

Weight: 27 - 55 Kg/m<sup>2</sup>

Tolerances

Top Track, Bottom Track and Wall Start can accommodate variation in Civil works up to +/- 8 mm each.

### Accessories

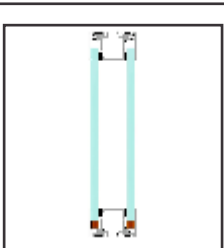
The profiles allow electric wiring through the partition for a clean look .

2 cables 3x2,5 mm<sup>2</sup> can be fitted.

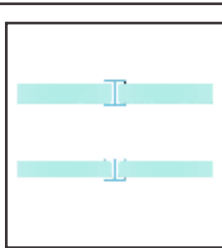
Technical panel next to door or between two glazed panels can be provided.

Provision for Venetian Blinds.

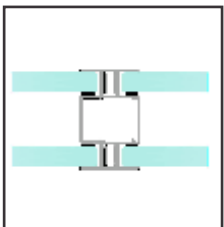

Single offset Glazed full height partitions are also available.



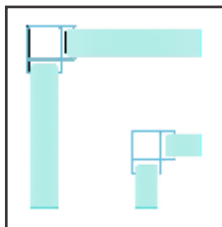
Double Glazed



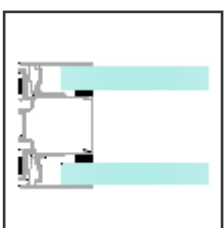
T1 Junction



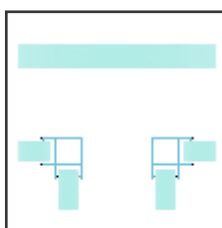
T1 Junction




T2 Junction



Wall Start



T3 Junction



Aluminium Junctions

Transparent Rigid Junctions

Many more choices !

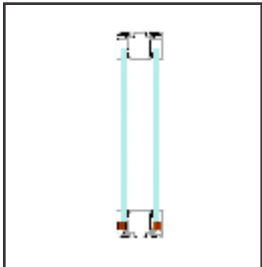


# infiniti

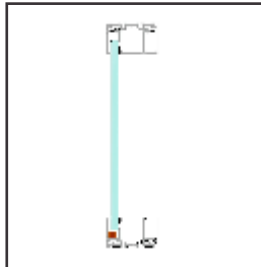


*Infiniti series of partitions are meant to give you a sense of spaciousness and avoid the cramped up feeling. The feeling of spaciousness comes without compromising your space and is the unique feature of Infiniti. The solid columns between the glass gives a feeling of strength, solidity and the beauty of clean lines.*

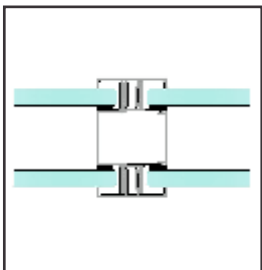
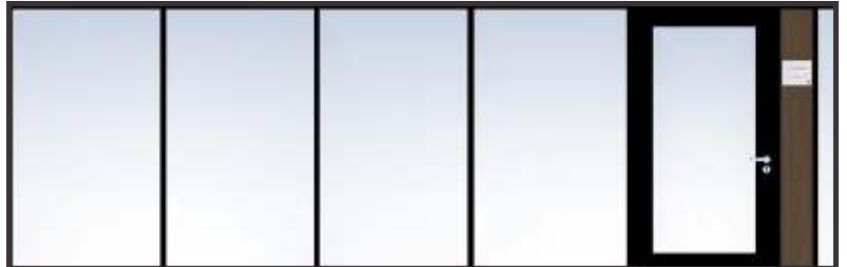
| Features  | Technical Details   | Accessories  |
|---|---|--|
| <p>Double and Single offset, glazed full height partitions mounted with sleek 35mm aluminium junctions.</p> <p>Glass thicknesses: 6 or 8mm, in clear toughened, clear laminated, tinted or frosted finishes.</p> <p>Aluminium sections in Epoxy - Polyester powder coated or anodized finish.</p> <p>Colours: Standard as per Vetro chart, others</p> | <p>Acoustics Attenuation: Varies from 35 to 50 dB depending on the combination.</p> <p>Height – up to 3200mm, higher heights possible with structural support.</p> <p>Panel width – up to 1500mm</p> <p>Weight: 17 - 55 Kg/m<sup>2</sup></p> <p>Tolerances</p> <p>Top Track, Bottom Track and Wall Start can accommodate variation in Civil works up to +/- 8 mm each. upto +/- 8mm</p> | <p>The profiles allow electric wiring through the partition for a clean look .</p> <p>2 cables 3x2,5 mm<sup>2</sup> can be fitted.</p> <p>Technical panel next to door or between two glazed panels can be provided.</p> <p>Provision for Venetian Blinds</p> <p>Single offset Glazed full height partitions are also available.</p> |



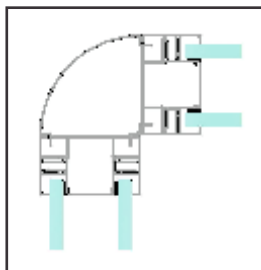
Double Glazed



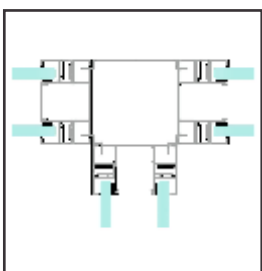
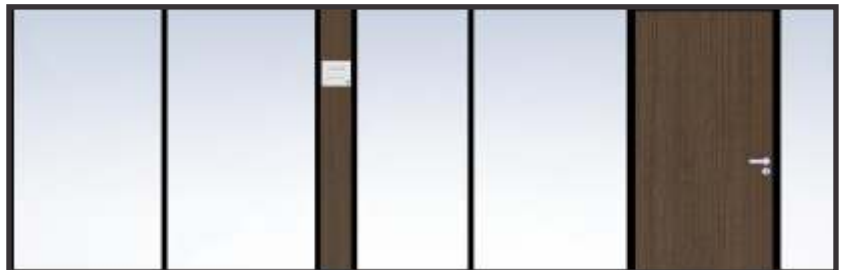
Single Glazed



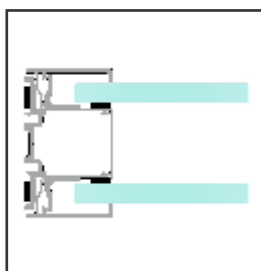
T1 Junction




T2 Junction



T3 Junction



Wall Start



Many more choices !




piramyd



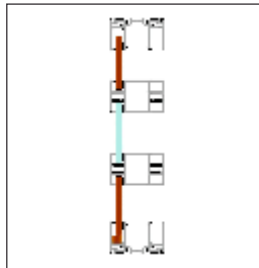
*Solid like the Pyramids, this series of partitions can give you full or partial privacy. A large collection of colours and finishes can give flight to your imagination. The rich feeling that it generates belies the cost you pay for it.*

| Features  | Technical Details   | Accessories  |
|---|---|--|
| <p>Double and Single offset, partitions with glass or opaque panels of Pre-laminated boards mounted with sleek 35mm aluminium junctions &amp; transoms.</p> <p>Glass thicknesses: 6 or 8mm, in clear toughened, clear laminated, tinted or frosted finishes.</p> <p>Pre-laminated Boards: In plain colours or wood finish surfaces as per vetro palette. Other finishes are also possible.</p> <p>Aluminium sections in Epoxy - Polyester powder coated or anodized finish.</p> <p>Colours: Standard as per Vetro chart, others are also possible under certain conditions.</p> | <p>Acoustics Attenuation: Varies from 30 to 40 dB depending on the combination.</p> <p>Height – up to 3200mm, higher heights possible with structural support.</p> <p>Panel width – up to 1500mm</p> <p>Weight: 14 - 35 Kg/m<sup>2</sup></p> <p>Tolerances</p> <p>Top Track, Bottom Track and Wall Start can accommodate variation in Civil works up to +/- 8 mm each. variation upto +/- 8mm</p> | <p>The profiles allow electric wiring through the partition for a clean look .</p> <p>2 cables 3x2,5 mm<sup>2</sup> can be fitted.</p> <p>Technical panel next to door or between two glazed panels can be provided.</p> <p>Provision for Venetian Blinds</p> <p>Single offset Glazed full height partitions are also available.</p> |






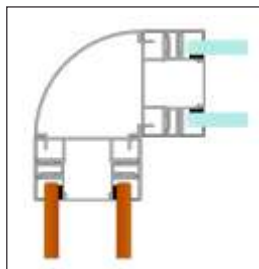
Double Glazed



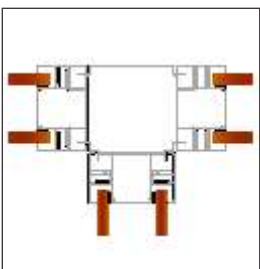
Single Glazed



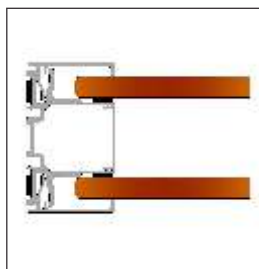
T1 Junction



T2 Junction



T3 Junction



Wall Start



Many more choices !



lineah



*The sweeping spans of this series of partitions create a feeling of spaciousness and long vistas. Privacy can be as you want it, full or partial. Beautiful finishes are limited only by your imagination. The wow factor hides the fact that they don't pinch your pockets too.*

## Features

Double and Single offset, partitions with glass or opaque panels of Pre-laminated boards mounted with sleek 35mm aluminium junctions and transoms.

Glass thicknesses: 6 or 8mm, in clear toughened, clear laminated, tinted or frosted finishes.

Pre-laminated Boards: In plain colours or wood finish surfaces as per vetro palette. Other finishes are also possible.

Aluminium sections in Epoxy- Polyester powder coated or anodized finish.

Colours: Standard as per Vetro chart, others are also possible under certain conditions.

## Technical Details

Acoustics Attenuation: Varies from 30 to 40 dB depending on the combination.

Height – up to 3200mm, higher heights possible with structural support.

Panel width – up to 2727mm

Weight: 12 - 32 Kg/m<sup>2</sup>

Tolerances

Top Track, Bottom Track and Wall Start can accommodate variation in Civil works up to +/- 8 mm each.

## Accessories

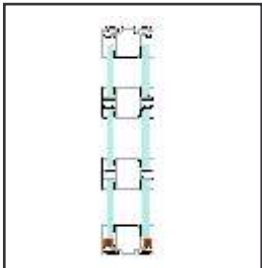
The profiles allow electric wiring through the partition for a clean look.

2 cables 3x2,5 mm<sup>2</sup> can be fitted.

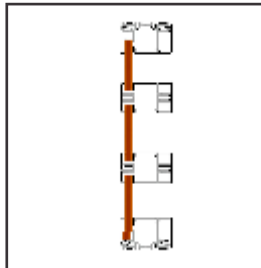
Technical panel next to door or between two glazed panels can be provided.

Provision for Venetian Blinds


Single offset Glazed full height partitions are also available.



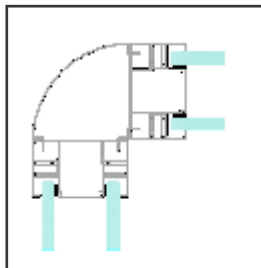
Double Glazed



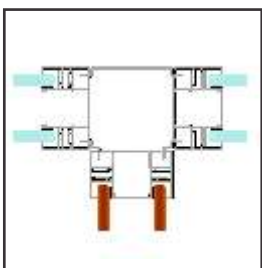
Single Glazed



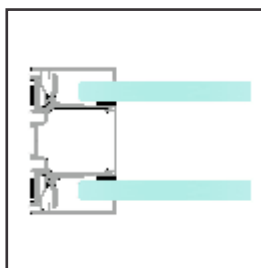
T1 Junction



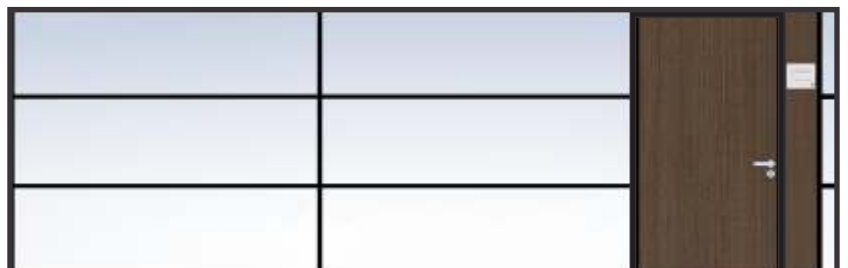
T2 Junction



T3 Junction



Wall Start



Many more choices !



## Doors



*vetro PARTIZIONE come with a variety of choices for doors.*

Leafs: The doors (both in single leaf and double Leaf) are available in:

- Prelam wood finish
- Glass with frame
- Glass without frame

*Doors can be:*


- Hinged
- Pivoted
- Sliding

*Door Frames come with EPDM gaskets for improved acoustics and are available in:*

- Full height
- With transoms

*Features:*


- Facility for technical panel for switches and access control devices with concealed wiring
- Auto dropdown seal for improved acoustics
- Concealed door closers




Glazed Leaf with Aluminium Frame



Laminated Solid Wooden Leaf




Hinged Glazed Leaf



Pivoted Glazed Leaf



Door with Transom in Partition



Door with Technical Panel

Many more choices !

## Add Ons

vetro PARTIZIONE comes with a large number of features to add value to your partitions. They are:



- Horizontal venetian blinds between the double glass glazing for maintenance free use. It can be controlled by a knob.
- Vertical blinds for single glazed partitions.



- TV embedded in partition frame with concealed wiring, for presentations in rooms.
- Arrangement for pin up boards/white boards.
- Technical panel / switchboard panel can be placed in any location on the frame, with concealed wiring.



- LED mood lights in glazed partitions.

# Movable Partitions



*These are a range of high quality and economical range of moveable partitions. They have excellent acoustic properties and are easy to move in and out of position.*

*They are available in the following thicknesses:*

- 65 mm – 32 to 36 dB
- 80 mm – 35 to 50 dB
- 100 mm – 43 to 53 dB

They are available in a variety of finishes such as:

- Fabric
- Laminated Finish
- Melamine Laminated Boards
- Fabric with Foam


They are suitable for a wide variety of applications like:

- Conference Rooms
- Multi-functional Halls
- Restaurants
- Banquet Halls

They help you to increase the utility of the available space and can be stacked either on one end or both the ends.



Dealer



**Office:**

787, Deccan Gymkhana, Pune - 411 004.

Tel: +91-20 - 2566 0581 | Fax: 020 - 25670838

**Email:** [info@vetro.in](mailto:info@vetro.in)

**Works:**

Gat. No. 723-724, Urawade, Tal. Mulshi,  
Dist. Pune - 412 111

**[www.vetro.in](http://www.vetro.in)**